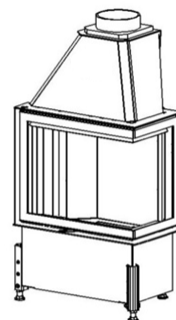


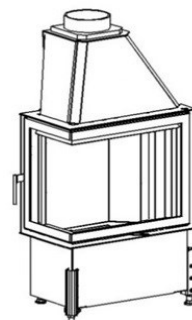
Sizes		CHOPOK R90 67 LD 670/450- S/330(L/P)	CHOPOK R90 67 LD 670/510- S/330(L/P)	CHOPOK R90 67 LD 670/570- S/330(L/P)	
1	A	mm	670		
2	F	mm	1150	1210	1270
3	C	mm	470		
4	DN	Ø mm	180		
5	B	mm	450	510	570
6	V	mm	725		
7	R	mm	330		
8	AA	mm			
9	H	mm			
10	J	mm	325 + /160/		
11	K	Ø mm	4x125		
12	L	Ø mm	125		
13	M	mm			
14	N	mm	50		

**Basic design:**

Thermodynamic Hearth  
Segment chamotte lining (SO)  
Glass Classic  
Inox control grip-handle RP2  
Environmentally friendly varnish



CHOPOK R90 -S/330 P



CHOPOK R90 -S/330 L

Technical parameters			
1	Nominal heat output	kW	10,0
2	Pressure required	Pa	12
3	Average efficiency	%	82,9
4	Average flue gas temperature	°C	233
5	Wood consumption	kg/h	3,2
6	Consumption of combustion air	m <sup>3</sup> /h	30
7	Emission of CO to 13% O <sub>2</sub>	%	0,1
8	Flue gas mass flow	g/s	8,6
9	Weight	kg	195
10	Required min. cross section for circulating air - INPUT	cm <sup>2</sup>	300
11	Required min. cross section for circulating air - OUTPUT	cm <sup>2</sup>	500
12	Three-component insulated chimney - active height 5 m	Ø cm	180
13	Character of building construction with fireplace insert	warm air convection	Yes
		heat storage without conv	Yes

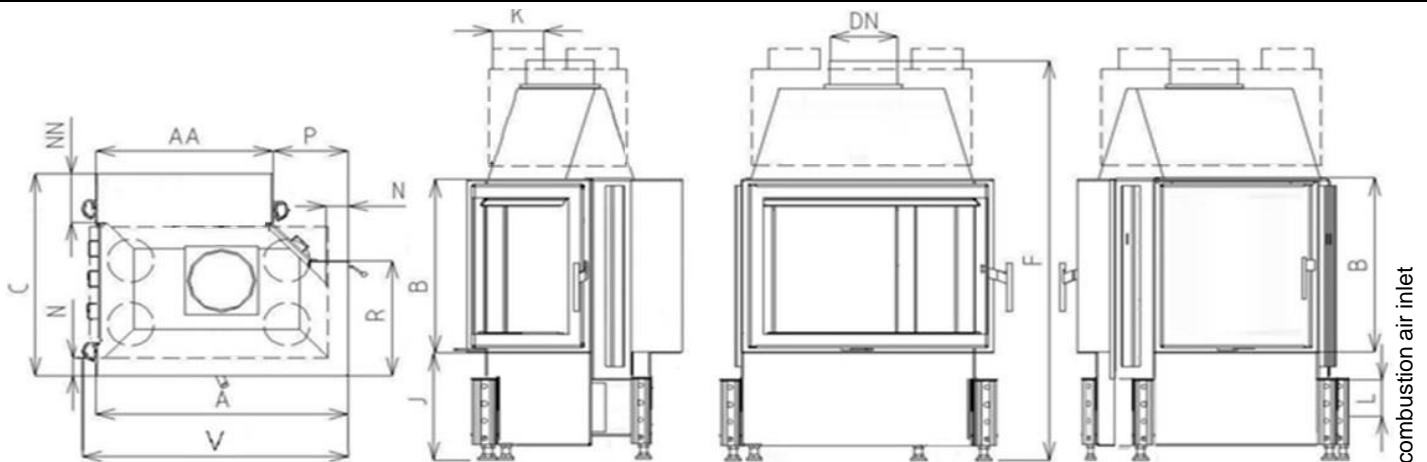
**Optional accessories:**

Cover frame (KR)  
Glass Reflex (SR)  
Black printed glass(SM)  
Black printed glass Reflex (SMR)  
External ashtray (VOP)  
Lower hearth (ZO)  
Rear feeding door (PD)  
Vertical heat-storing panel (AZ)  
Heat accumulation quadrant (APO)  
Divided door (LD2)

Test Method: ČSN EN 1322/A2:2007, FprEN16510-1, FprEN16510-2-2

Fireplace complies with the requirements: EN 13229, DIN +, BlmSchV-Stufe 2, Commission Regulation (EU) č. 2015/1185 Ecodesign requirements

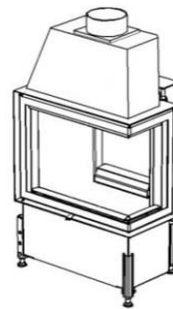
KOBOK reserves the right to change dimensions and parameters described in these sheets. The current edition can be downloaded from www.KOBOK.sk



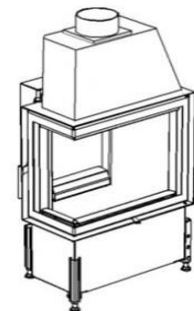
Sizes			CHOPOK R90 67 LD 670/450- S/330(L/P) PD 470/450	CHOPOK R90 67 LD 670/510- S/330(L/P) PD 470/510	CHOPOK R90 67 LD 670/570- S/330(L/P) PD 470/570
1	A	mm	670		
2	F	mm	1120	1180	1240
3	C	mm	540		
4	DN	Ø mm	180		
5	B	mm	450	510	570
6	P	mm	200		
7	R	mm	330		
8	AA	mm	470		
9	V	mm	725		
10	J	mm	325 + /160/		
11	K	Ø mm	4x125		
12	L	Ø mm	125		
13	NN	mm	70		
14	N	mm	50		

**Basic design:**

Thermodynamic Hearth  
 Segment chamotte lining (SO)  
 Glass Classic  
 Inox control grip-handle RP2  
 Enviromentally friendly varnish



CHOPOK R90 -S/330 P PD 470



CHOPOK R90 -S/330 L PD 470

Technical parameters			
1	Nominal heat output	kW	10,0
2	Pressure required	Pa	12
3	Average efficiency	%	82,9
4	Average flue gas temperature	°C	233
5	Wood consupcion	kg/h	3,2
6	Consumption of combustion air	m3/h	30
7	Emission of CO to 13% O2	%	0,1
8	Flue gas mass flow	g/s	8,6
9	Weight	kg	235
10	Required min. cross section for circulating air - INPUT	cm <sup>2</sup>	300
11	Required min. cross section for circulating air - OUTPUT	cm <sup>2</sup>	500
12	Three-component insulated chimney - active height 5 m	Ø cm	180
13	Character of building construction with fireplace insert	warm air convection	Yes
		heat storage without conv	Yes

**Optional accessories:**

Cover frame (KR)  
 Glass Reflex (SR)  
 Black printed glass(SM)  
 Black printed glass Reflex (SMR)  
 Lower hearth (ZO)  
 Convectional casing (DP)  
 Heat accumulation quadrant (APO)  
 Divided door (LD2)

Test Method: ČSN EN 1322/A2:2007, FprEN16510-1, FprEN16510-2-2

Fireplace complies with the requirements: EN 13229, DIN +, BlmSchV-Stufe 2, Commission Regulation (EU) č. 2015/1185 Ecodesign requirements

KOBOK reserves the right to change dimensions and parameters described in these sheets. The current edition can be downloaded from www.KOBOK.sk